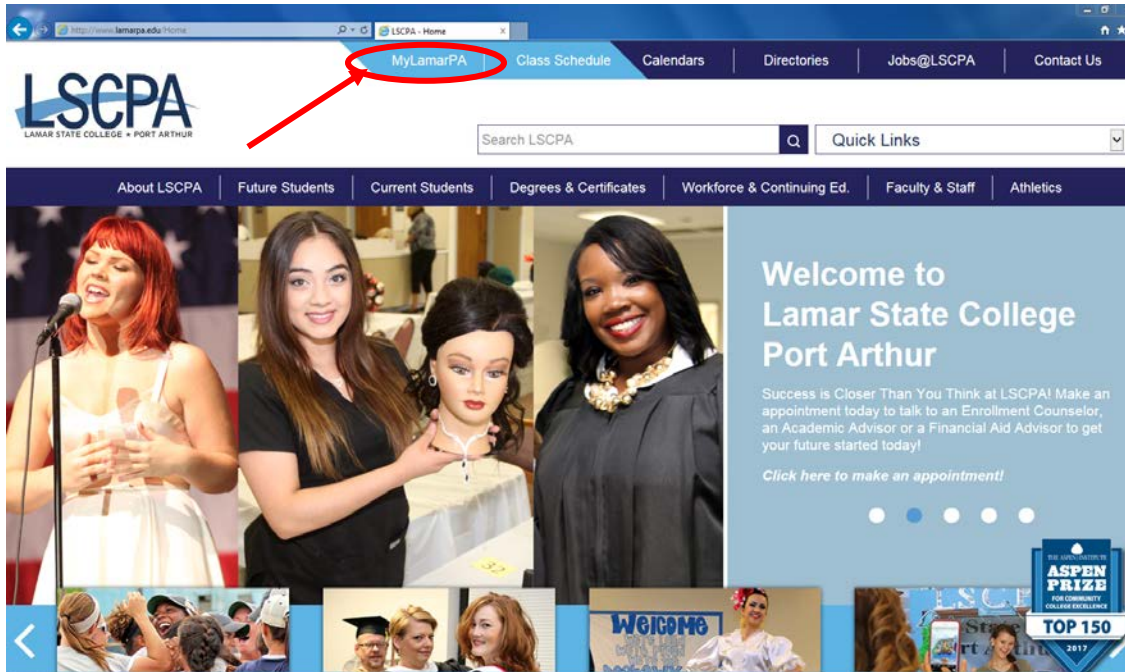
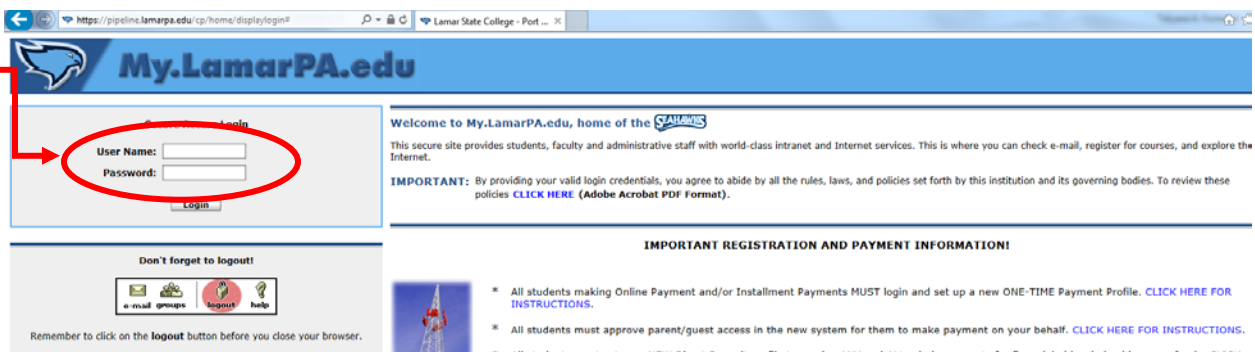


How to check your Financial Aid Requirements

1. Go to LamarPA.edu & Click on “MyLamarPA” blue tab !!!

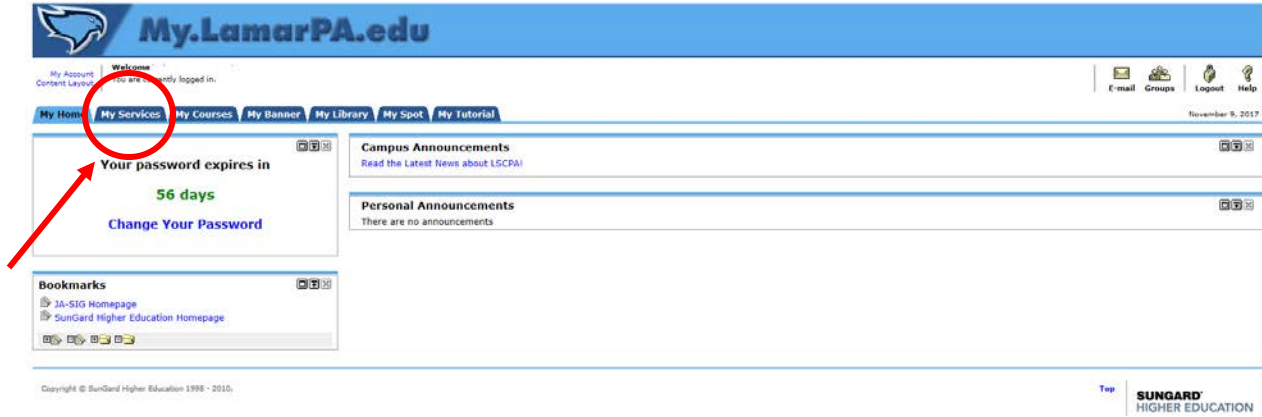


2. Enter Your **User Name** and **Password** !!!



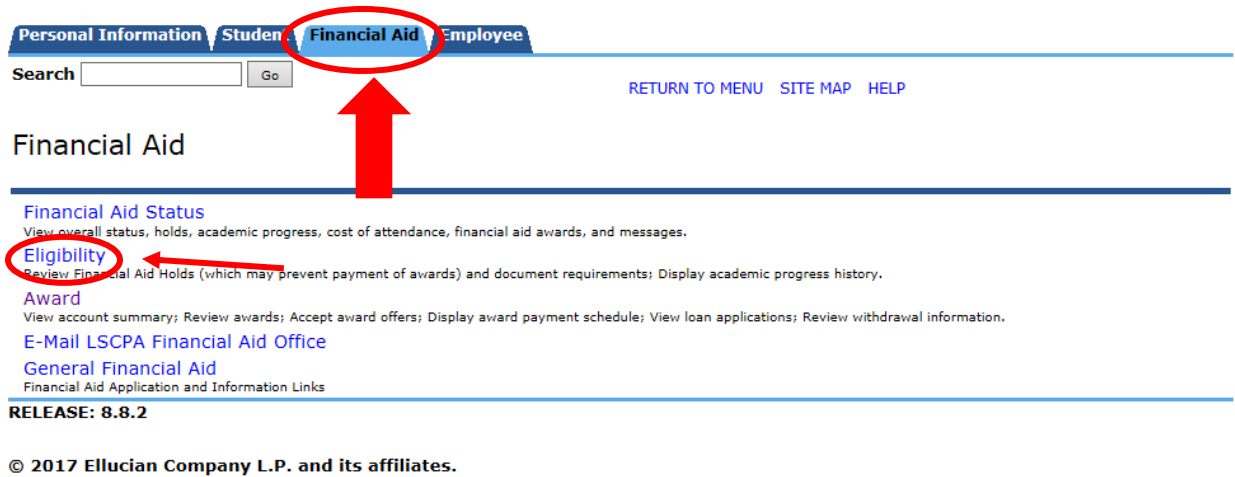
If you have forgotten your password you can reset it online or contact the Help Desk at (409) 984-6150.

3. Click on the “My Services” blue tab!!!

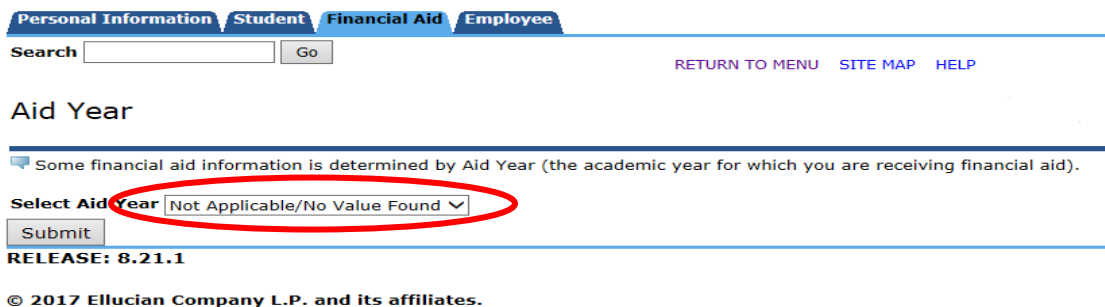


All pop-up blockers should be turned off for this step.

4. Click on the “Financial Aid” blue tab & Then click the “Eligibility” link



5. Click on the drop box that says “No Applicable/No Value Found”



6. Select the current academic year then Click **“Submit”**

Personal Information Student **Financial Aid** Employee

Search Go

RETURN TO MENU SITE MAP HELP

Aid Year

Some financial aid information is determined by Aid Year (the academic year for which you are receiving financial aid).

Select Aid Year **Aid Year 2017-2018** ▼

Submit

RELEASE: 8.21.1

© 2017 Ellucian Company L.P. and its affiliates.

An aid year is Fall/Spring/Summer.

2017-2018 Aid year would be Fall 2017, Spring 2018, and Summer2018.

2018-2019 Aid year would be Fall 2018, Spring 2019, and Summer 2019.

7. Click on the **“Student Requirements”** tab.

Personal Information Student **Financial Aid** Employee

Search Go

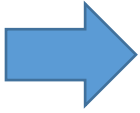
RETURN TO MENU SITE MAP HELP

Eligibility Requirements for Aid Year 2018-2019

Student Requirements Holds Academic Progress


The Student Requirement tab has two sections.

Unsatisfied Requirements - Displays any documents that you are required to turn in. You should check this regularly as statuses may change or new requirements added as needed.



Unsatisfied Requirements

Requirement	Status	As of Date	Fund Term
<p>Accepted Terms and Conditions</p> <p>Please read and follow the enclosed instructions to satisfy your TERMS and CONDITIONS</p> <p>Please read and follow the enclosed instructions to satisfy your TERMS and CONDITIONS</p>	Required Document	Mar 02, 2018	
<p>Declaration of No Taxes Filed by Student/Spouse</p> <p>Please complete and return the Declaration of No Taxes Filed by student and/or spouse for the tax year reported on the FAFSA. You must also submit all supporting documentation as indicated.</p> <p>Please complete and return the Declaration of No Taxes Filed by student and/or spouse. You must also submit all supporting documentation as indicated.</p>	Required Document	Mar 02, 2018	
<p>Verification Form for Students V1</p> <p>Be sure to complete every item on the verification form. If the information does not apply, enter "N/A" or "0". You may download a copy of this worksheet by clicking on the requirement code in the left. Make sure the verification form is for the correct aid year.</p> <p>Be sure to complete every item on the verification form. If the information does not apply, enter "N/A" or "0". You may download a copy of this worksheet by clicking on the financial aid homepage. Please make sure you are downloading the correct form for the aid year you are applying for.</p>	Required Document	Mar 02, 2018	

 The Outstanding Requirement link enables you to download the form necessary to complete the specific requirement or transfers you to another page to satisfy the requirement. Select the Requirement Messages Tab for messages pertaining to the above requirements.

[Select Another Aid Year](#)

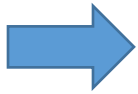
RELEASE: 8.21.1

The **Status** column shows whether we have an entry that is:

- **Required** - Documents not yet turned in
These can be either forms you need to fill out or supporting documentation that you are required to supply. If the required document is a form that you need to fill out, you click on the name of the document it should pull up a PDF version that you can fill in and print out.
- **Incomplete** - A document may be missing something or is filled out wrong
Please make an appointment to correct the problem.

***NOTE:** *The Financial Aid office is no longer able to accept a copy of your IRS Form 1040 for the purposes of Income Tax verification. If you are asked to provide a tax transcript or a letter verifying that you did not file an income tax return, you must order this from the IRS at <https://www.irs.gov/individuals/get-transcript>.*

Satisfied Requirements - Once you begin turning in Documents You will see Unsatisfied Requirements become Satisfied Requirements



Satisfied Requirements

Requirement	Status	As of Date	Fund	Term
Accepted Terms and Conditions	Received and Satisfied	Apr 11, 2016		
Direct Loan Entrance Counseling	Received and Satisfied	Jun 04, 2015	Stafford Loan - Subsidized	
Direct Loan Entrance Counseling	Received and Satisfied	Jun 04, 2015	Stafford Loan - Unsubsidized	
Financial Aid Enrollment Application	Received and Satisfied	Jul 14, 2016		
LB - P	Received and Satisfied	Jul 15, 2016		

[Select Another Aid Year](#)

RELEASE: 8.21.1

© 2017 Ellucian Company L.P. and its affiliates.

The **Status** column shows whether we have an entry that is:

- Received and Satisfied.

You may see a string of letters listed under the satisfied requirements. These letters mean that your paperwork is in queue to be reviewed.

- A "U" at the end means that you have been reviewed and there is a problem. You will see a new or updated requirement and the Financial Aid Office will send an e-mail to your LamarPA.edu address. If you do not understand why, please make an appointment with a Financial Aid Clerk.
- A "P" at the end means that you have been processed. You will either see an award within one week or be asked to complete an appeal. If you are required to submit an appeal, you will see a new requirement and the Financial Aid Office will send an e-mail to your LamarPA.edu address.

Once all of the paper work is received and satisfied it is reviewed by a Clerk for accuracy and corrections may be made to your FAFSA. After this step is complete, your file is sent to an Advisor to review your Satisfactory Academic Progress.

Search

Eligibility Requirements for Aid Year 2016-2017

P00320541 Harrylee A. Clay
Feb 15, 2017 03:47 pm

⚠ As of Feb 15, 2017, no financial aid holds have been placed on your record.

[Select Another Aid Year](#)

RELEASE: 8.21.1

© 2017 Ellucian Company L.P. and its affiliates.

This tab shows if you have holds in the Financial Aid Office that could hold up your award.