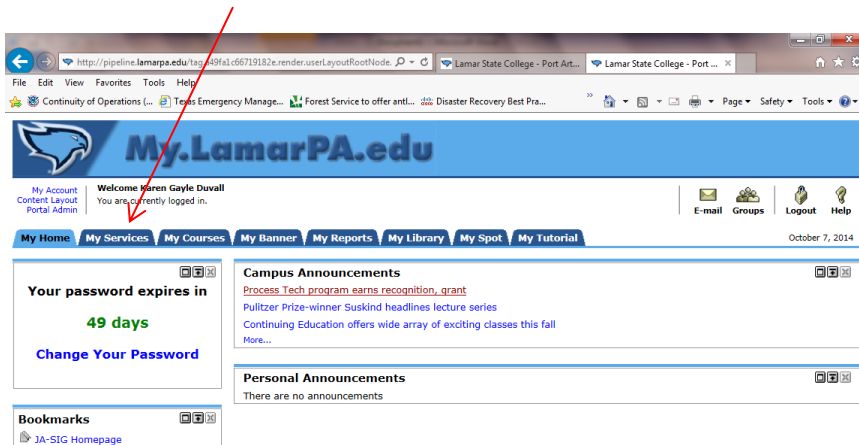
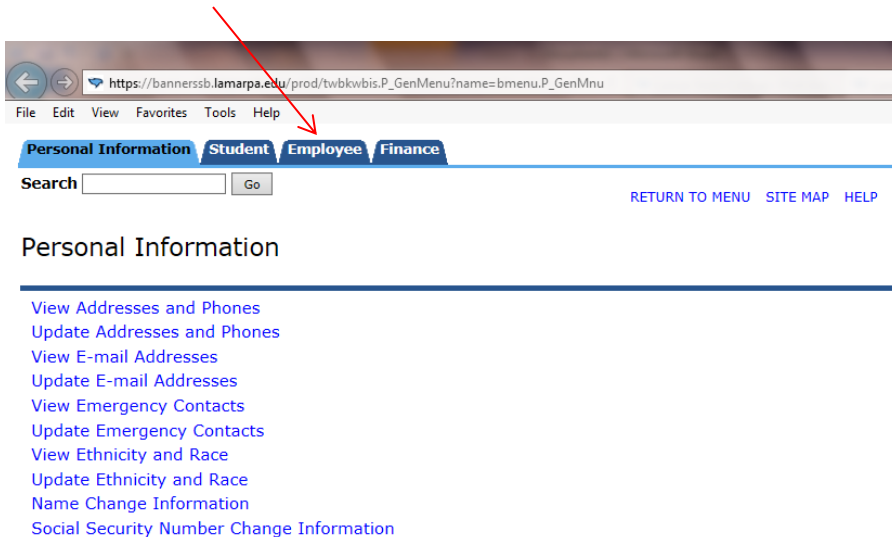


# Instructions to view Online Pay Stub

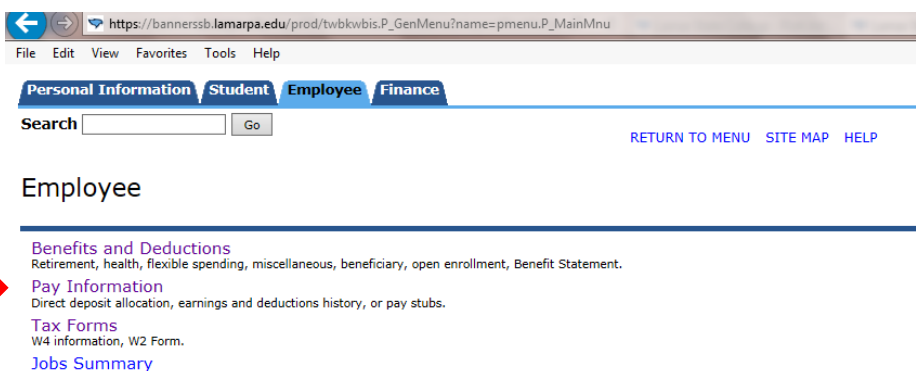
- Access the Lamarpa.edu home screen
- Click the My LamarPA Login button and login to your account
- Select the My Services tab



- Select the Employee tab



- Click on Pay Information



- Click on Pay Stub

https://bannersb.lamarpa.edu/prod/twbkwbis.P\_GenMenu?name=pmenu.P\_PayMenu

File Edit View Favorites Tools Help

Personal Information Student **Employee** Finance

Search  Go

RETURN TO MENU SITE MAP HELP

### Pay Information

- Direct Deposit Allocation
- Earnings History
- Pay Stub**
- Deductions History
- Earnings by Positions

- Select desired Year and click the Display button

https://bannersb.lamarpa.edu/prod/bwpkhstb.P\_ChoosePayStubYear

File Edit View Favorites Tools Help

Personal Information Student **Employee** Finance

Search  Go

RETURN TO MENU SITE MAP HELP

### Pay Stub

Choose a year and then select Display.

**Pay Stub Year:** 2014

Display

- Click on the desired pay stub

https://bannersb.lamarpa.edu/prod/bwpkhstb.P\_DisppayStubSum

File Edit View Favorites Tools Help

Personal Information Student **Employee** Finance

Search  Go

RETURN TO MENU SITE MAP HELP

### Pay Stubs

Select the Pay Stub Date to access additional information.

Pay Stubs for 2014						
Pay Stub Date	Pay Period Begin Date	Pay Period End Date	Gross Pay	Net Pay	Message	
<a href="#">Oct 01, 2014</a>	Sep 01, 2014	Sep 30, 2014	\$5,370.73	\$3,208.74		
<a href="#">Sep 02, 2014</a>	Aug 01, 2014	Aug 31, 2014	\$5,220.73	\$3,128.56		
<a href="#">Aug 01, 2014</a>	Jul 01, 2014	Jul 31, 2014	\$5,220.73	\$3,128.57		
<a href="#">Jul 01, 2014</a>	Jun 01, 2014	Jun 30, 2014	\$5,220.73	\$3,128.56		
<a href="#">Jun 02, 2014</a>	May 01, 2014	May 31, 2014	\$5,220.73	\$3,128.57		
<a href="#">May 01, 2014</a>	Apr 01, 2014	Apr 30, 2014	\$5,220.73	\$3,128.57		
<a href="#">Apr 01, 2014</a>	Mar 01, 2014	Mar 31, 2014	\$5,220.73	\$3,128.56		
<a href="#">Mar 03, 2014</a>	Feb 01, 2014	Feb 28, 2014	\$5,220.73	\$3,128.57		
<a href="#">Feb 03, 2014</a>	Jan 01, 2014	Jan 31, 2014	\$5,220.73	\$3,128.56		
<a href="#">Jan 02, 2014</a>	Dec 01, 2013	Dec 31, 2013	\$5,220.73	\$3,121.49		

[Change Year](#)

## To print your Online Pay Stub

- Select the Printer Friendly button at the bottom of the pay stub

<b>Taxes</b>			
Federal Tax	\$838.20	\$8,118.72	\$4,421
FICA - Medicare	\$70.74	\$690.43	\$4,878
FICA OASDI	\$302.48	\$2,952.17	\$4,878
<b>Deductions after Federal Tax</b>			
Dependent Life	\$1.38	\$13.80	
<b>Total:</b>	<b>\$2,161.99</b>	<b>\$20,998.55</b>	

<b>Federally Taxable Benefits</b>	
Benefit	Amount
Imputed Income	\$0.00

Filing Status

<b>Federal Tax</b>		
Filing Status	Number of Allowances	Additional Withholding
Single	0	\$125.00

➔

- From the Menu Bar, select File and then Print

➔

File Edit View Favorites Tools Help

New tab Ctrl+T  
Duplicate tab Ctrl+K  
New window Ctrl+N  
New session  
Open... Ctrl+O  
Edit  
Save  
Save as... Ctrl+S  
Close tab Ctrl+W  
Page setup...  
**Print... Ctrl+P**  
Print preview...  
Send  
Import and export...  
Properties  
Exit

10310  
**Pay Date:** Oct 01, 2014  
**Pay Period:** Sep 01, 2014-Sep 30, 2014

19

YTD Amount
\$52,357.30
\$20,998.55
\$31,358.75
\$15,064.18

	Shift	Hours or Units	Rate
Longevity Pay	1	167.00	1.00
Vacation Pay	1	9.00	1.00
Sick Leave	1	1.00	1.00